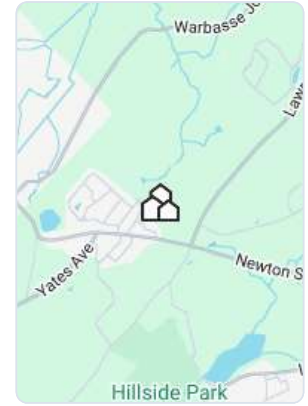


Market Trends

Property Type: SF + Condo/TH/Apt

April 2025

Market Type



Key Details

Months of Inventory	Sold to List Price %	Median Days in RPR	Median Sold Price
2.28 ↑ 12.87% MoM	103.4% ↑ 0.85% MoM	22 ↓ 21.43% MoM	\$435,000 ↑ 8.75% MoM

Realtors Property Resource®, LLC

Source: Listings

Median Estimated Property Value

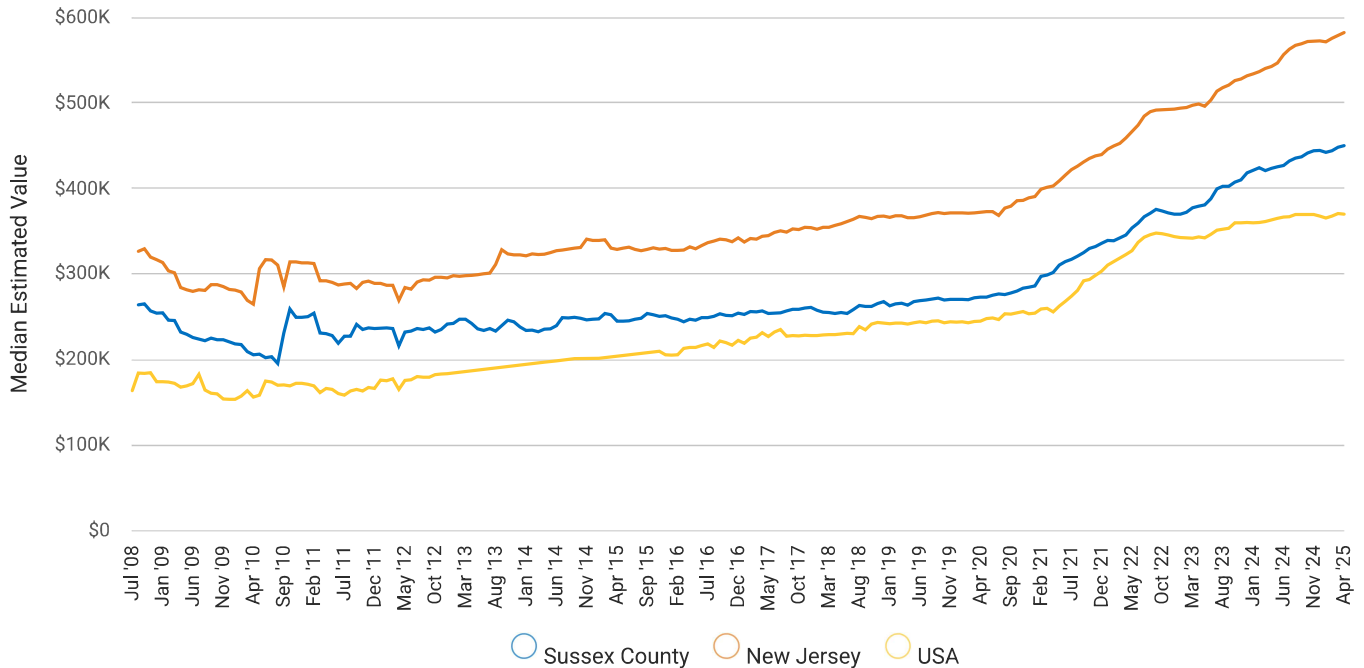
April 2025

Property Type: SF + Condo/TH/Apt

Median Estimated Value
\$449,960

Last Month Change
+0.4%

12 Month Change
+6.3%



Realtors Property Resource®, LLC

Source: Public Records and Listings

New Listings

April 2025

Property Type: SF + Condo/TH/Apt

Median List Price

\$449,000

↓ 0.1% MoM

of Properties

279

↑ 16.3% MoM

Median \$/Sqft

\$267

↑ 1.1% MoM

Total \$ Volume

\$143,492,048

↑ 13.2% MoM

Median Living Area Sqft

1,701

↓ 3.8% MoM



Realtors Property Resource®, LLC

Source: Listings

Active Listings

April 2025

Property Type: SF + Condo/TH/Apt

Median List Price

\$425,000

↑ 1.3% MoM

of Properties

362

↑ 11.7% MoM

Median Days in RPR

28

↓ 3.4% MoM

Median \$/Sqft

\$274

↑ 5% MoM

Total \$ Volume

\$197,814,531

↑ 12.2% MoM

Median Living Area Sqft

1,648

↑ 1.3% MoM



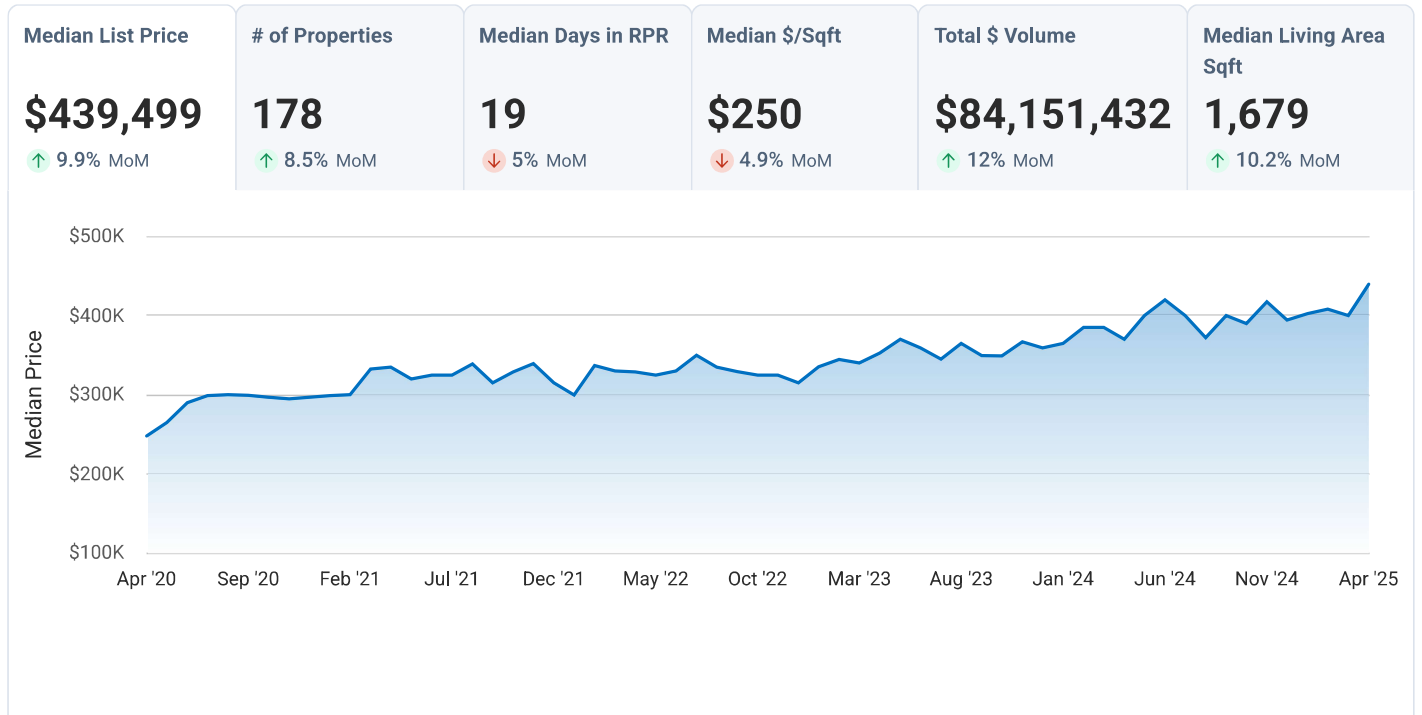
Realtors Property Resource®, LLC

Source: Listings

New Pending Listings

April 2025

Property Type: SF + Condo/TH/Apt



Realtors Property Resource®, LLC

Source: Listings

Pending Listings

April 2025

Property Type: SF + Condo/TH/Apt



Realtors Property Resource®, LLC

Source: Listings

Sold Listings

April 2025

Property Type: SF + Condo/TH/Apt

Median Sold Price	# of Properties	Sold to List Price %	Median Days in RPR	Median \$/Sqft	Total \$ Volume
\$435,000	131	103.42%	22	\$260	\$65,301,146
↑ 8.8% MoM	↑ 20.2% MoM	↑ 0.8% MoM	↓ 21.4% MoM	↓ 2.3% MoM	↑ 34.2% MoM



Realtors Property Resource®, LLC

Source: Listings

Months Supply of Inventory

April 2025

Property Type: SF + Condo/TH/Apt

Months Supply of Inventory 2.28	Last Month Change +12.9%	12 Month Change +2.7%
--	---	--



Realtors Property Resource®, LLC

Source: Listings

Sold Public Records

April 2025

Property Type: SF + Condo/TH/Apt

Median Sold Price

\$380,000

↓ 5% MoM

of Properties

37

↓ 70.4% MoM

Median \$/Sqft

\$237

↓ 8.8% MoM

Median Living Area Sqft

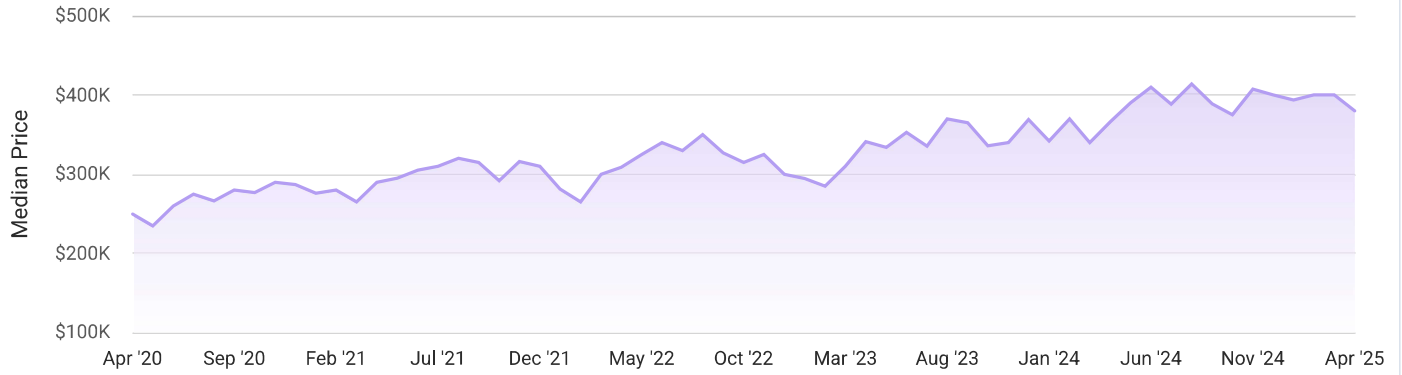
1,534

↓ 6% MoM

Total \$ Volume

\$16,719,726

↓ 71.5% MoM



Realtors Property Resource®, LLC

Source: Public Records



Copyright 2025 Realtors Property Resource® LLC. All Rights Reserved.
Information is not guaranteed. Equal Housing Opportunity.



5/8/2025